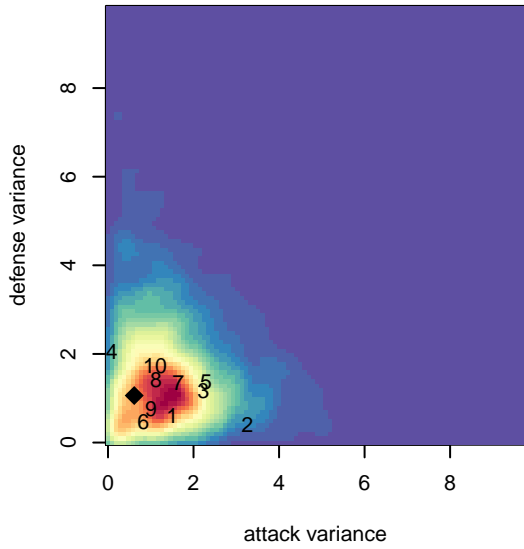
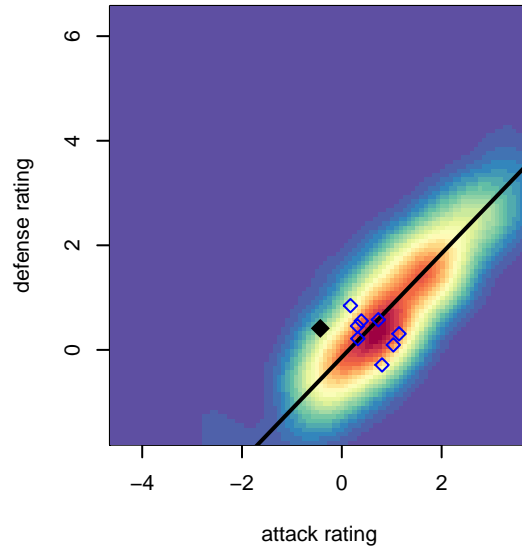


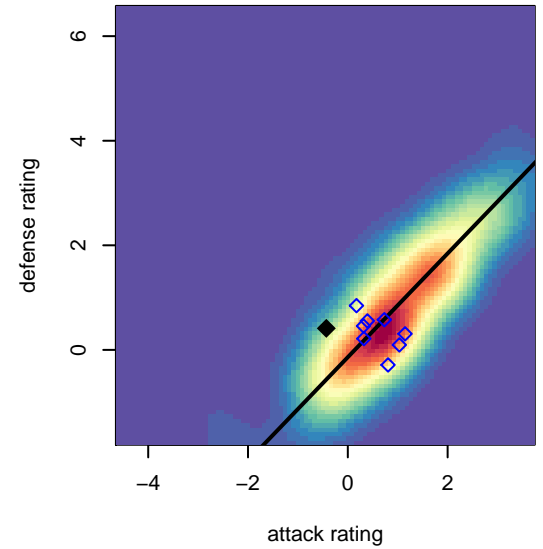
**attack and defense variance (black dot)
relative to other teams
and top 10 in region**



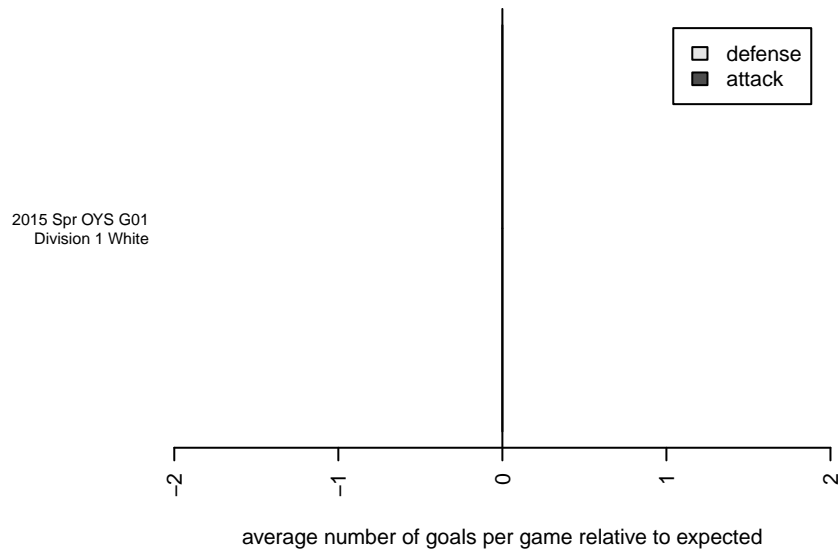
**attack and defense rating
relative to others at age
and all opponents in last 13 months**



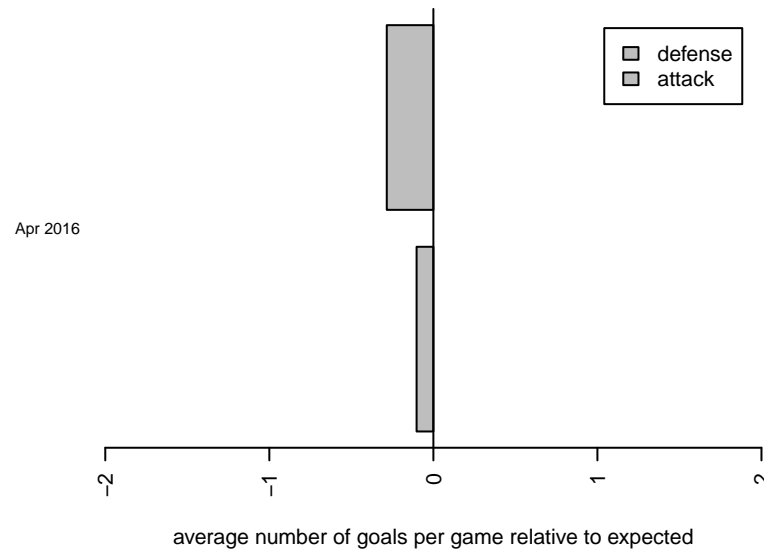
**attack and defense rating
relative to others at age
and all opponents in last 13 months**



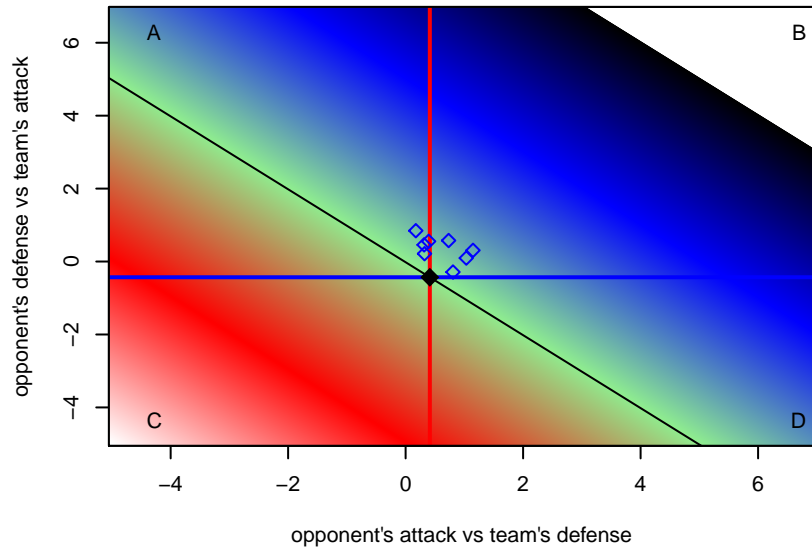
Performance relative to 13 month average



Performance relative to 13 month average



Distribution of opponents
 Red = Lose zone, Blue = Win zone, Green = Even
 Black line separates win/lose zones



lot. A=Neither has attack advantage, B=Opponent has both attack and defense advantage, C=Opponent has both attack and defense disadvantage, D=Both have

date	home		away		venue	pred.home	pred.away
2016-04-30	Pelada FA Dynamo G01	0	Thelo Threat G01	1	2015 Spr OYS G01 Division 1 White	0.37	1.25
2016-04-23	Pelada FA Dynamo G01	1	WAFC Cobras G01	4	2015 Spr OYS G01 Division 1 White	0.64	1.57
2016-04-17	Pelada FA Dynamo G01	1	Eastside Timbers Black G01	1	2015 Spr OYS G01 Division 1 White	0.56	0.89
2016-04-10	PCU SESC Dynamite G01	1	Pelada FA Dynamo G01	0	2015 Spr OYS G01 Division 1 White	1.76	0.48
2016-04-03	THUSC Lithium G01	1	Pelada FA Dynamo G01	0	2015 Spr OYS G01 Division 1 White	1.10	0.46
2016-03-12	Westside Timbers Copa TS G01	0	Pelada FA Dynamo G01	0	2015 Spr OYS G01 Division 1 White	0.82	0.33
2016-03-05	Pacific FC Force G01	1	Pelada FA Dynamo G01	0	2015 Spr OYS G01 Division 1 White	1.43	0.79
2016-02-27	Pelada FA Dynamo G01	2	FC Portland White G01	1	2015 Spr OYS G01 Division 1 White	0.37	1.18